

# RECYCLING GUIDE



NATIONAL  
RECYCLING WEEK

PLANET ARK


## BUY BETTER

Buy second hand, buy products made from recycled and recyclable materials. Discover how you can buy better by getting involved with the sharing economy. You can find out more at **Planet Ark's Reuse Hub**.



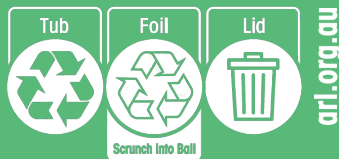
## COMPOST FOOD SCRAPS

Discover how easy it is to create and maintain a home composting system using **Planet Ark's Composting Guide**. Find your local council's composting and FOGO initiatives and services using the **Planet Ark Council Directory**.



## CHECK IT BEFORE YOU CHUCK IT

Check packaging for the **Australasian Recycling Label**. It tells you which bit goes in which bin. It's the easy way to understand how to recycle right.



## PUT IT IN LOOSE

**Keep recyclables out of bags!** Otherwise, they won't be sorted correctly and will end up in landfill.

Accepted items include:

- Paper and cardboard
- Metal cans
- Glass jars and bottles
- Plastic containers
- Milk and juice cartons



## LEAVE IT OUT

These don't belong in the bin. They cause contamination and end up in landfill.

- Recyclables in plastic bags
- Soft plastics
- Food waste
- Crockery
- Nappies
- Clothes/Fabric
- Polystyrene
- CDs/DVDs/Videos
- Window/drink glass
- Batteries
- Mobile phones



## DROP IT OFF

Discover drop off locations where you can recycle tricky items such as mobile phones or printer cartridges. Recycling rules may also be different between councils. Discover where to recycle other materials on **Planet Ark's Recycling Near You**.



WHAT WILL YOU CHOOSE TO DO TODAY?



Recycle Right at [NationalRecyclingWeek.com.au](http://NationalRecyclingWeek.com.au)

# COMPOST GUIDE



NATIONAL  
RECYCLING WEEK

PLANET ARK


## WHAT GOES IN THE HOME COMPOST BIN?

You'll need a good balance of the following items

### GREEN SCRAPS (NITROGEN)



Most Fruits and  
Vegetables



Eggshells



Coffee grounds  
and loose leaf tea



Green clippings  
and flowers



Small amounts  
bread, pasta, rice




Small amounts  
citrus, onion, garlic

### BROWN SCRAPS (CARBON)



Dry grass  
and leaves



Untreated wood,  
wood chips,  
sawdust



Uncoated,  
shredded paper



Twigs and  
branches

### DON'T FORGET



Oxygen



Water


## HOW DOES COMPOSTING WORK?

### 1. ADD BROWN AND GREEN MATERIALS

Chemical breakdown (enzymes) occurs, which causes the heap to heat up as chemical bonds are broken realising energy. Bacteria, fungi and actinomycetes also become active.

### 3. MATERIALS BREAKDOWN

Larger organisms, like worms, slaters and millipedes become more active as the heap cools.



### 2. OCCASIONALLY TURN YOUR MIX

Don't forget to keep it wet, but not too wet, to help organic material break down.

This keeps it airy, cuts out smell, and speeds up the composting process.

### 4. YOUR COMPOST IS READY

In a few months, your compost will be ready when material is dark and there are no remnants of food or waste.



Compost Correctly at [NationalRecyclingWeek.com.au](http://NationalRecyclingWeek.com.au)