

AUSTRALASIAN RECYCLING LABEL



INTERMEDIARY TOOL KIT

EDUCATORS



INTRODUCTION

There's never been a more important time for Australians to dispose of their waste and recycling correctly. Research shows that Australians care about the environment and know that recycling is important, but with more than 200 recycling labels currently in use, getting recycling right can be difficult.

The Australasian Recycling Label (ARL) takes the confusion out of recycling by providing easy to understand instructions about how to correctly dispose of all parts of a product's packaging. By ensuring that the right packaging ends up in the right bin, we can reduce the contamination in our waste stream and keep valuable recyclable material out of landfill.

It's one part of the evidence-based, nationwide Australasian Recycling Label Program that was created by Planet Ark, PREP Design and the Australian Packaging Covenant Organisation (APCO). Since 2018, more than 460 of Australia's largest companies have joined the ARL program, with tens of thousands of products featuring the label already on sale. In 2020, the ARL was recognised as a worldleading consumer education initiative in a report from the [UN Environment Programme](#). The ARL was commended for its clarity, reliability and accessibility.

Consumer education plays a critical role in solving Australia's waste and recycling challenges. Research shows there are two common sources that people turn to when trying to understand how to recycle correctly: for general recycling advice it's their local council, while for packaging specific information, they look to the label itself. With your help we can ensure all Australians are hearing a clear and consistent message about how to recycle correctly. The following kit has been designed to help you share information about the Australasian Recycling Label and answer any questions residents in your area might have about how it affects them.

HOW YOU CAN HELP

This toolkit makes it easy to share information about the Australasian Recycling Label by providing an overview of all available resources and suggestions for how and where they can be used. All high-resolution files can be downloaded here: www.arl.org.au

WHAT'S INCLUDED IN THIS KIT?

- 1 National Consumer Education
- 2 The Australasian Recycling Label and Check It! Before You Chuck It
- 3 Webinar
- 4 Newsletter/EDM copy
- 5 Educational videos
- 6 Social media posts
- 7 FAQs
- 8 Fact sheet
- 9 Educational posters
- 10 Image gallery and logos
- 11 Key dates calendar



GET IN TOUCH

IF YOU HAVE ANY QUESTIONS ABOUT THE AUSTRALASIAN RECYCLING LABEL, PLEASE CONTACT PLANET ARK ON ALEJANDRA@PLANETARK.ORG

NATIONAL CONSUMER EDUCATION

Beginning in October 2020, APCO and Planet Ark are running a national campaign to educate consumers about sustainable packaging. The two-year program is supported by the Australian Government and is designed to improve Australians' awareness, understanding of, and behaviour relating to, sustainable packaging.

The campaign features six main themes:

- Recycling
- Recycled content
- Reusable packaging
- Packaging reduction and avoidance
- Compostable packaging
- Functional role of packaging (for example the important relationship between packaging and the avoidance of food waste)

THE AUSTRALASIAN RECYCLING LABEL AND CHECK IT! BEFORE YOU CHUCK IT

The first major focus of the national campaign is Check It! Before You Chuck It, developed to remind Australians to look for the ARL on packaging every time they are at the bin and to follow its instructions to dispose of their packaging correctly.

As a consumer engagement and education tool, the ARL Program drives two important environmental outcomes - greater packaging recyclability at the design phase and more accurate recycling behaviours from Australians. Check It! Before You Chuck It has been designed to deepen understanding of the program and encourage good recycling behaviours.

The centrepiece is a creative suite featuring a cast of visually engaging characters, which includes an animation and a catchy song. The animation and the jingle encourage consumers to look for the ARL each time they are at the bin in order to properly dispose of packaging and reduce contamination in the waste stream.

The song has been specifically developed to be catchy and memorable to help reinforce the positive check it before you chuck it habit. The animation also positions correct recycling as a collective norm that all Australians aspire to achieve - and the ARL as the tool we need to help us do this.

The animation, the jingle and a range of other resources featuring the characters, including posters and social media templates, are available for you to use across your own channels to help our work to educate Australians on correct recycling behaviours.



DOWNLOAD HIGH
RESOLUTION
POSTERS HERE



DOWNLOAD
SOCIAL MEDIA
GRAPHICS HERE



VIDEOS ARE
AVAILABLE TO
DOWNLOAD HERE

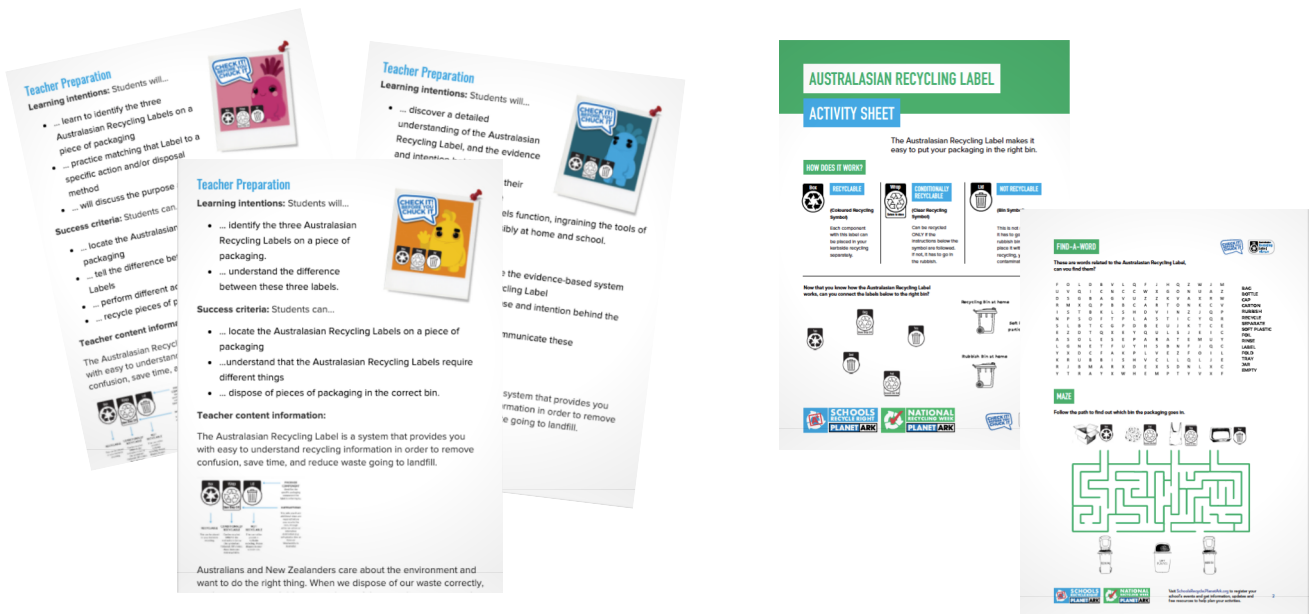


DOWNLOAD
LOGO HERE



ACTIVITY SHEETS

The following [activity sheets](#) can be downloaded and used in the classroom to teach your students more about recycling. We have also teamed up with the team at Cool Australia and developed [curriculum based lessons](#) relating to the label. If this is a topic your school is particularly passionate about, get in touch with the Planet Ark team today.



NEWSLETTER/EDM COPY

We have created some text that can be included in your next newsletter or EDM.

Do you check it before you chuck it?

Many Australians think that they are recycling correctly, but Planet Ark research shows that 99% of us are still throwing items in the wrong bin. One of the main barriers to understanding which package goes in which bin is the lack of clear on-pack instructions.

The Australasian Recycling Label (ARL) is an evidence-based, national labelling program developed by Planet Ark and the Australian Packaging Covenant Organisation (APCO) that provides clear on-pack instructions about how to correctly dispose of all parts of a product's packaging. The evaluation takes into account not only the material type like cardboard, but size, weight and other factors to ensure that what is labelled as recyclable can actually be processed. The label clearly indicates whether our product packaging belongs in the rubbish bin (bin symbol), recycling bin (shaded recycling symbol), or can be conditionally recycled (transparent recycling symbol), provided you follow the instructions e.g. return to store.

Look for the label when you purchase your packaging and make sure to check it before you chuck it!

For more information visit: arl.org.au.



VIDEOS

We have created a range of videos, including our new Check It! Before You Chuck It animation, that can be shared across a range of marketing channels including via social media, in your next EDM/newsletter or on your website. All videos are available at [this link](#), or simply click on the videos below.



SOCIAL MEDIA POSTS

We have created example copy for a post to show how you might like to explain the ARL on your social media channels. Please feel free to edit this to suit your organisation's social media style and tone of voice. We also have a range of ready to go social media graphics and images available to download at [this link](#).



SOCIAL MEDIA POST COPY

Check It! Before You Chuck It to know which bin to recycle in. We are encouraging Australians across the country to check the Australasian Recycling Label (ARL), as part of a nationwide scheme to help take the confusion out of recycling. The ARL provides easy to understand instructions on how to correctly recycle all parts of a product's packaging. Look for the ARL today!

www.arl.org.au

link: www.arl.org.au

tags: #AustralasianRecyclingLabel #CheckIt



#CHECKIT TUESDAY

Launching on 20 October, #CheckIt Tuesday is a social media call to action which encourages Australians to check the ARL on their packaging so that they recycle right, and to share their recycling label 'aha' moment using #CheckIt.

You can help us to spread the word on social media by sharing on a Tuesday how you #CheckIt and recycle the packaging of your products using the ARL, and encouraging your staff and students to do the same. Examples of how you can share your #CheckIt moment on social media include:

- A still image of a product with the ARL with post copy making reference to how you now know how to recycle this packaging correctly thanks to the ARL.
- A short video clip of yourself looking at the ARL on a product and talking about how you now know how to recycle this packaging correctly thanks to the ARL.
- A short video clip of packaging being recycled correctly after following the ARL with commentary about knowing how to recycle this packaging correctly.

JOIN OUR SOCIAL MEDIA NETWORKS





FAQS

If you have any questions about the Australasian Recycling Label, or the broader Australasian Recycling Label Program, please download the FAQ document [here](#). This includes information about the different thresholds on recycling kerbside access levels, recyclability classifications and the evidence behind the label.



FACT SHEETS

We have a range of fact sheets explaining what the ARL is, how it works and why it is important, as well as the evidence behind the label and the Packaging Recyclability Evaluation Portal (PREP). You can download a high resolution version by clicking on the link below.

DOWNLOAD PREP
FACT SHEET HERE



DOWNLOAD ARL
FACT SHEET HERE



EDUCATIONAL POSTERS

We have a range of education posters available for use. You can download a high-resolution version [here](#), or click on the posters below.

The Australasian Recycling Label tells you which part of the package belongs in the recycling bin, the rubbish bin, or if you have to do something else with it.

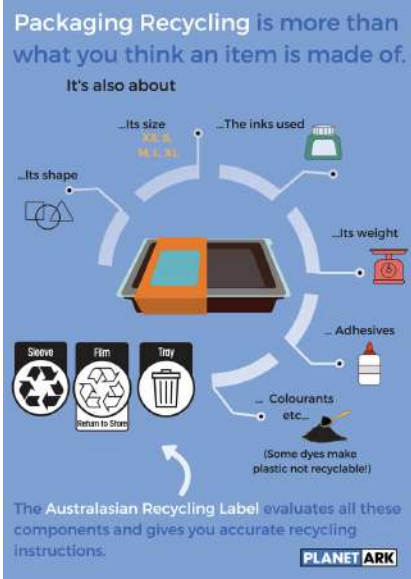
	Recyclable Coloured Recycling Symbol Separate each item and place it in your recycling bin
	Conditionally Recyclable Clear Recycling Symbol Can be recycled ONLY if you follow the instructions
	Not Recyclable Rubbish Bin Symbol Place it in your rubbish bin, this is NOT recyclable

Packaging Recycling is more than what you think an item is made of.

It's also about

- ...Its size (XX-S, M, L, XL)
- ...The inks used
- ...Its weight
- ...Adhesives
- ...Colourants etc. (Some dyes make plastic not recyclable!)
- ...Its shape



The Australasian Recycling Label evaluates all these components and gives you accurate recycling instructions.





IMAGE GALLERY AND LOGOS

A full suite of ARL logos plus a range of photos showing the ARL in use are available for you to download by clicking on the different images or from the links below:

Images: [here](#)



Logos: [here](#)



arl.org.au



**CHECK IT!
BEFORE YOU
CHUCK IT**



arl.org.au

For more information visit arl.org.au **PLANET ARK**

This project is supported by the Australian Government

GET IN TOUCH!

If you have any questions about the Australasian Recycling Label, please contact Planet Ark on (02) 8484 7200 or email at enquiries@planetark.org



1802, 323 Castlereagh St, Sydney NSW 2000



(02) 8484 7200



enquiries@planetark.org